

Lead Poisoning Prevention Information

Schedule an appointment



KENOSHA COUNTY
Public Health

Table of Contents

Poisoning in Kids

1

Where Lead Can Be Found

2

Handwashing

3

House Cleaning

4

5

Better Food Choices

6

Program Flyer

7

Poisoning in Kids

Young children are prone to have an increased **lead exposure** because of their normal hand-to-mouth activity. This behavior may introduce many non-food items into their gastrointestinal tract.

Almost **1 million children** in the **United States** have elevated levels of **lead in their blood**.

Exposure to **lead** can seriously **harm a child's health**



Damage to the brain and nervous system



Slowed growth and development



Learning and behavior problems



Hearing and speech problems



This can cause:

- Lower IQ
- Decreased ability to pay attention
- Underperformance in school

Get Your Child Tested Today



Where Lead Can Be Found




Paint in Homes
Built Before 1978




Dirt



Some Toys



Traditional Remedies,
Make-up and Powders



Some Jewelry




Some Candy



Some Pottery



Jobs or Hobbies



Lead Dust

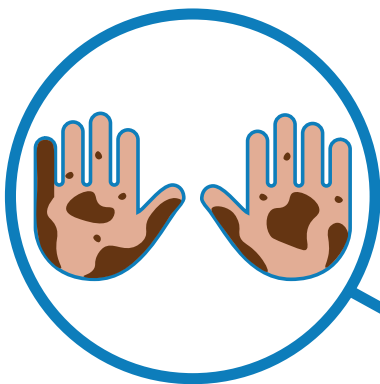


Some
Water Pipes

Handwashing

Handwashing is an easy, cheap, and effective way to prevent the spread of germs and keep kids and adults healthy. When your family is healthy, you don't have to worry about missing school, work or other activities.

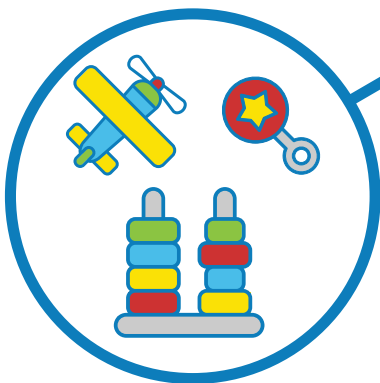
Know When to Wash Your Hands




After playing
outside in the dirt



If there is renovation
or construction



After playing
with toys



Before eating a meal



After touching
peeling paint


House Cleaning

Using proper cleaning methods frequently can help reduce the exposure to lead dust in your home and help prevent lead poisoning.

Cleaning Supplies



Latex gloves



Paper towels
or rags



All-purpose
detergent



Mop



Water

What to Clean Frequently



Mop floors



Wash rugs



Wash toys



Wash pacifiers



Wash blankets

Wipe down with a damp cloth window sills



Wipe down with a damp cloth stairs, crib rails, door knobs, etc.



Why to Clean Frequently

To control dust levels and reduce you and your child's exposure to lead.

House Cleaning

If someone in the household works with lead, be sure he or she removes work clothes carefully. Launder these clothes separately. Also, make sure the person showers and washes his/her hair as soon as possible after work. If possible, use shower facilities at work, so lead dust is not carried into your vehicle and into your home.

Safe Tips for Cleaning Do's and Don'ts

Do



Wash rags separate from baby clothes



Wash hands after cleaning



Wet wipe surfaces with damp rags

Don't

When cleaning ...



Smoke



Chew or eat



Drink

Better Food Choices

Each day, give your child:

3 - 4 foods high in IRON

beef, chicken, turkey, eggs, dried beans, iron-fortified cereals, tofu, collards, kale, and mustard greens

3 - 4 foods high in CALCIUM

milk, yogurt, cheese, soy milk, spinach, calcium enriched orange juice, low-fat custard, and corn tortillas

3 - 4 foods high in VITAMIN C

oranges, tomatoes, limes, bell peppers, berries, papaya, jicama, and broccoli

Choose **healthy foods** to keep your **child safe** from lead



Instead of:

French Fries

Chicken Nuggets

Ice Cream

Frozen Custard

Hot Dog

Soda

Candy Bars

Snack Treats

Chocolate Cake

Processed Cereals

Choose:

Carrot Sticks

Baked or Grilled Chicken

Yogurt

Cottage Cheese

Peanut Butter & Jelly



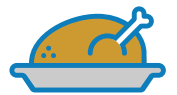
Water or Milk

Whole Fruit

Cheerios, Nuts, Dried Fruit

Banana Bread

Oatmeal



Attention Landlords and Homeowners



Own a property built before 1978?

Worried about lead paint?

Are your resources limited?



Kenosha Racine Lead Program

➤ Program will pay up to **85%** of costs ◀

Qualifications

- For **rental properties**, tenants must income qualify
- For **owner occupied properties**, must have a child under the age of 6 and income qualify
- Vacant properties also accepted

• The Lead Program will pay up to 85%* of qualifying construction costs to remove or remediate lead-based paint hazards. *Program will pay up to \$20,000 in qualifying construction costs, some exclusions apply. The lead program has certified lead risk assessors. The lead program works with local certified contractors to safely remove lead hazards. The lead program is for identified lead hazards found during the home inspection.

For more information contact us at:

Kenosha: 262-605-6783

Racine: 262-605-6717

Hud@kenoshacounty.org